METRIC 393-0338

ENG / ALT OPTION	MASS (KG) WITH OIL	MASS (KG) OIL & WATER	DUAL WALL MASS (KG) WITH OIL	DUAL WALL MASS (KG) OIL & WATER	CENTER OF GRAVITY FROM 02	DUAL WALL CENTER OF GRAVITY FROM 02	STUB UP AREA POSITION FROM 02 (X)
2506 / LL6114D	5048	5106	5305	5363	2308	2323	536.1
2506 / LL6114F	5172	5230	5429	5487	2274	2289	436.1
2506 / LL6114G	5222	5280	5479	5537	2260	2275	436.1

TANK BASE	TANK CAPACITY (L) FILLABLE	TANK CAPACITY (L) USEABLE
STANDARD	887	842
DUAL WALL	908	860

NOTE : DESIGN PRESSURE HEAD 3.7M

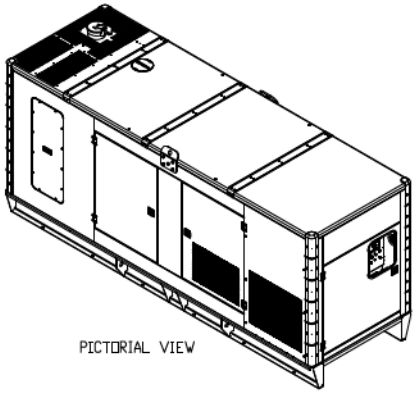

PICTORIAL VIEW

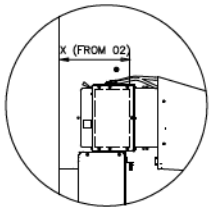

BREAKER STUB-UP LOCATION

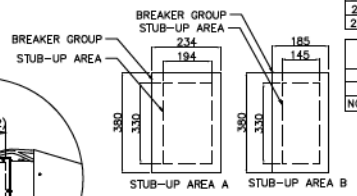

STUB-UP AREA A: FOR USE WITH
1250A/1600A NON-MOTORISED BREAKERS
1250A-2000A PTS GROUPS
630A-1600A MOTORISED BREAKERS

STUB-UP AREA B: FOR USE WITH
630A/800A NON-MOTORISED BREAKERS
630A/800A PTS GROUPS

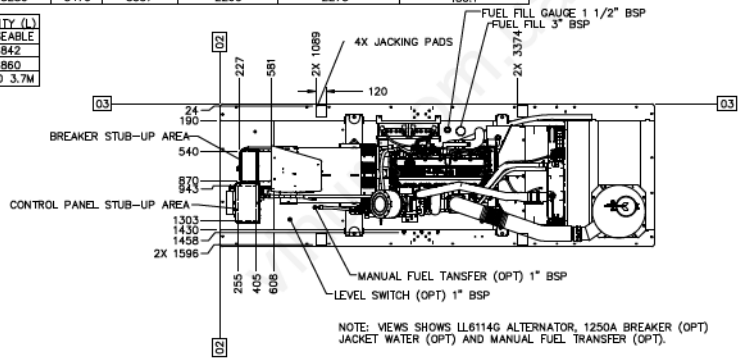

NOTE: VIEWS SHOWS LL6114G ALTERNATOR, 1250A BREAKER (OPT) JACKET WATER (OPT) AND MANUAL FUEL TRANSFER (OPT).

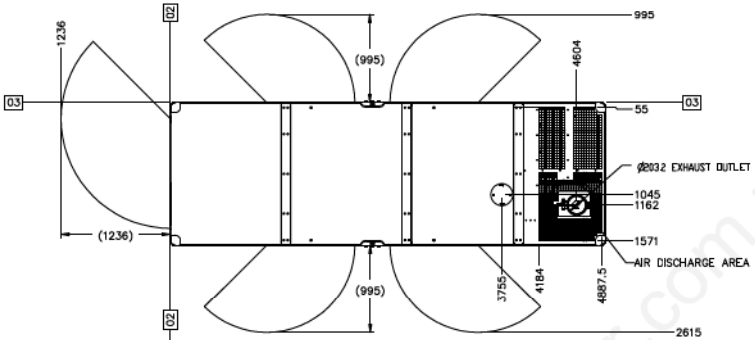

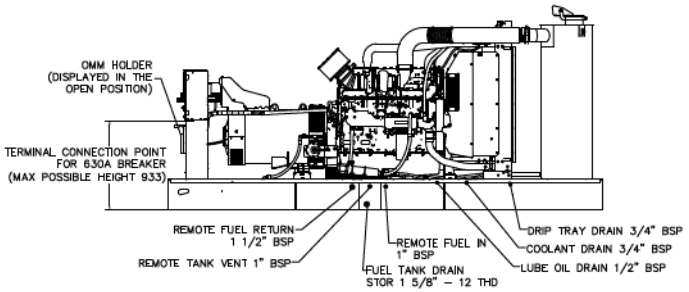

CANOPY REMOVED FOR CLARITY

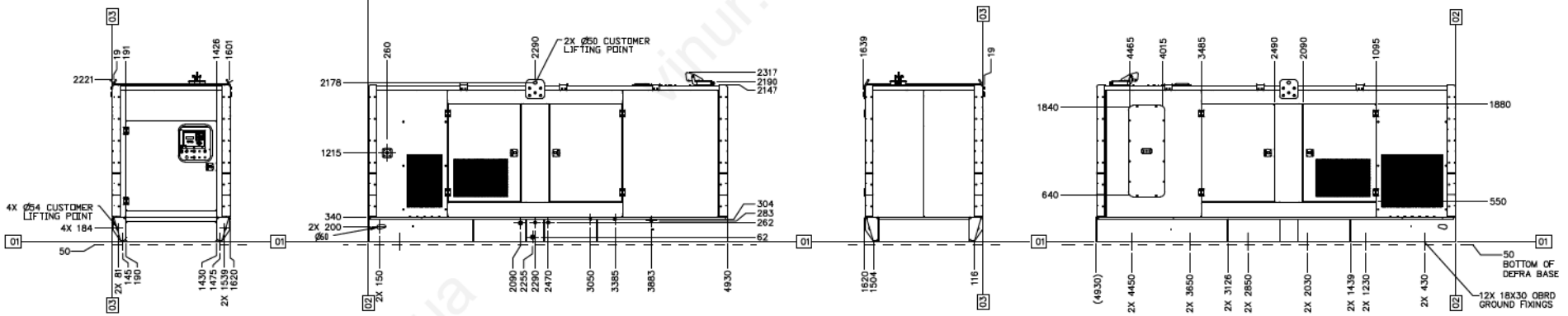

CANOPY - STANDARD 8HR TANKBASE

1E2722A	DRAWING
1E0013Y	CONFIDENTIALITY
1E0198R	LETTERS
1E0507B	IDENT
1E0011	INTPR & TOL

PROB. X OTHER

UNLESS OTHERWISE SPECIFIED DIMENSIONS ARE IN mm DIMENSIONS W/O TOL ARE BASED

VERSION TYPE: PRIMARY X SECONDARY

THIRD ANGLE PROJECTION

SHEET 1 OF 1

DWG CONTROL MF759

FG WILSON

GENERAL AR-COMPL
(2506 SA W/ DEFRA)

393-0338 DWG DK CHG 01 E

vinur.com.ua